

# PREMIER CUSTOM

## Frames

*Unique*

Style 60

Style 61 LO

Style 61 MAH



Ornate  
Black & Silver

| 1.5" |



Light Oak

| 2.5" |



Mahogany

| 2.5" |

Product description refers to color not wood species

Style 62 B/GLD

Style 62 B/SILV

Style 63 MO



Brushed Gold

| 2" |



Brushed Silver

| 2" |



Medium Oak  
with Antique  
Composition

| 2" |

# PREMIER CUSTOM

## Frames

*Enhance*

Style 64 SBL

Style 64 GBL

Style 65 GLD



Silver with  
Black Lip

| 2" |



Gold with  
Black Lip

| 2" |



Bright Gold


| 2.375" |

Product description refers to color not wood species

Style 65 SILV

Style 65 BLK

Style 66 SS



Bright Silver

| 2.375" |



Black

| 2.375" |



Smoked Silver

| 1.75" |

PREMIER CUSTOM


Frames

*Elegant*

Style 67 CM


Style 68 CH

Style 69 BLK



Champagne Moss

| 2.125" |



Cherry

| 2" |



Black

| 2.25" |

Product description refers to color not wood species

Style 70 ESP

Style 72 DSS



Espresso

| 1.75" |



Dimpled  
Stainless Steel

| 2" |

# PREMIER CUSTOM


## Shadow Boxes

*Protect*

Style 36 AS

Style 36 BL

Style 36 CH



Product description refers to color not wood species

Style 50 AS

Style 50 AG

Style 50 EB





# PREMIER CUSTOM



## Shadow Boxes

*Versatile*

Style 52 BLK

Style 80 MO

Style 80 ROS




Product description refers to color not wood species

Style 81 SG

Style 81 SS

Style 82 BLK



# PREMIER CUSTOM


## Shadow Boxes

*Creative*

Style 83 EG

Style 83 ES


Style 90 CH



Embellished Gold

1 3/4"

| 1 1/8" |



Embellished Silver

1 3/4"

| 1 1/16" |



Cherry

| 1 1/8" |

Product description refers to color not wood species

Style 90 MO

Style 90 SB

Style 90 SL

90 Series molding is stackable to obtain desired depth. 5" depth shown.



Medium Oak

| 1 1/8" |



Satin Black

| 1 1/8" |



Silver Leaf

| 1 1/8" |

# PREMIER CUSTOM

## Shadow Boxes

*Style*

Style 90 SW

Style 17 AG



Satin White

1 1/8"

90 Series molding is stackable to obtain desired depth. 5" depth shown.



Antique Gold

16x20  
4" depth

Style 17 AS

Style 17 ROS



Antique Silver

16x20  
4" depth



Rosewood

16x20  
4" depth